

Performance Commentary

Global stock markets continued higher in May despite poor economic numbers and increased tension between the US and China. Markets are increasingly confident that the economic impact of Covid-19 will not be a prolonged problem for the global economy as more countries reopen and given the massive amounts of fiscal and monetary stimuli implemented. We continued to see high volatility in the currency markets with, for example, the Norwegian kroner strengthening along with the oil price, which in turn impacted the return of NOK-based investors. SKAGEN Vekst generally saw strong contribution from our holdings geared towards renewable energy like Bonheur and Vestas Wind Systems. The portfolio detractors were mainly Hong Kong listed companies like CK Hutchison and China Mobile, after the Chinese government said it planned to impose a national security law on the city. While the market has come up a long way from the bottom in mid-March, we still see significant upside in many cyclical companies, particularly within the financial and materials sector. We therefore increased exposure to our existing holdings in these sectors and also initiated new positions in the Chinese insurance company Ping An, and the Africa-exposed mining company Ivanhoe Mines.

The fund selects low-priced, high-quality companies in the Nordic region and from around the world.

The objective is to provide the best possible risk adjusted return.

The fund is suitable for those with at least a five year investment horizon.

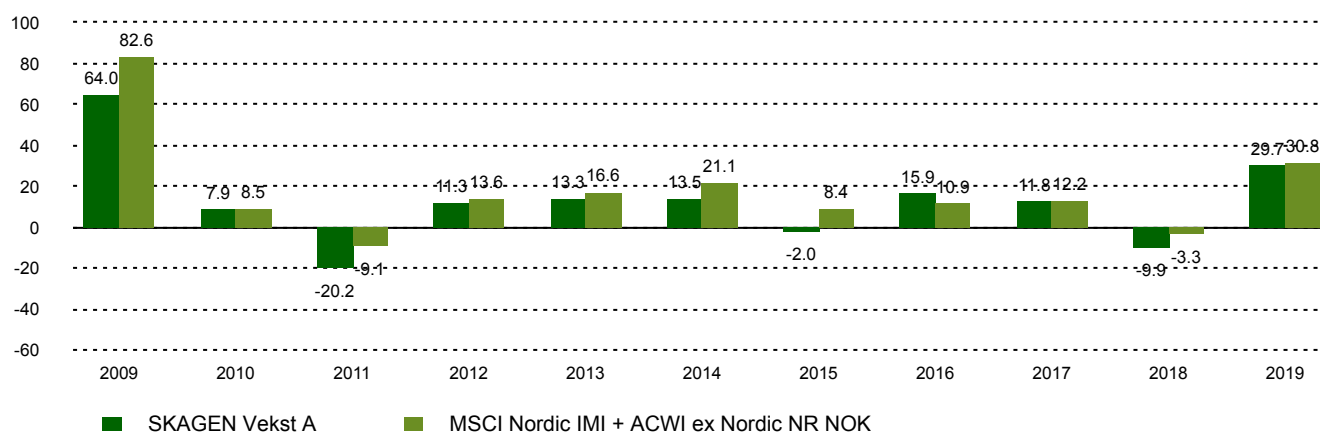
Historical performance (net of fees)

Period	SKAGEN Vekst A	Benchmark index
Last month	-0.1%	2.5%
Year to date	-19.5%	-6.7%
Last year	-10.1%	6.1%
Last 3 years	-0.7%	6.6%
Last 5 years	1.6%	6.4%
Last 10 years	4.1%	10.1%
Since start	12.0%	9.7%

Fund Facts

Type	Equity
Domicile	Norway
Launch date	01.12.1993
Morningstar category	Global Flex-Cap Equity
ISIN	NO0008000445
NAV	2305.49 SEK
Fixed management fee	1.00%
Total expense ratio (2019)	1.00%
Benchmark index	MSCI Nordic IMI + ACWI ex Nordic NR NOK
AUM (mill.)	6139.62 SEK
Number of holdings	50
Portfolio manager	Søren Christensen

Performance last ten years



See next page for info about fund's mandate change.

Contributors in the month



Largest contributors

Holding	Weight (%)	Contribution (%)
Bonheur ASA	5.10	1.15
Vestas Wind Systems A/S	3.85	0.47
Kinnevik AB	3.17	0.47
Applied Materials Inc	2.30	0.18
Gazprom PJSC	2.49	0.12



Largest detractors

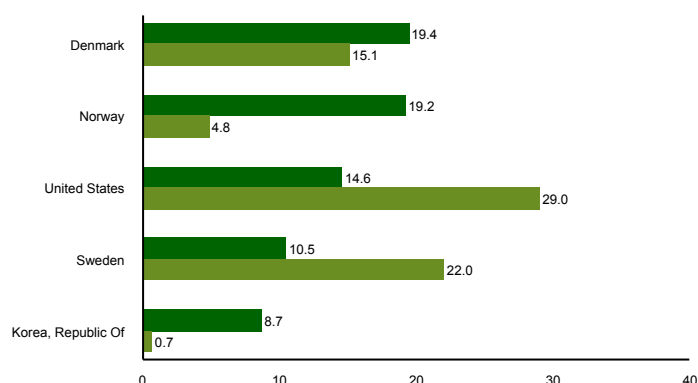
Holding	Weight (%)	Contribution (%)
CK Hutchison Holdings	3.46	-0.64
China Mobile Ltd	3.19	-0.51
Korean Reinsurance Co	2.24	-0.41
Royal Dutch Shell PLC	3.10	-0.34
Golden Ocean Group Ltd	1.58	-0.32

Absolute contribution based on NOK returns at fund level

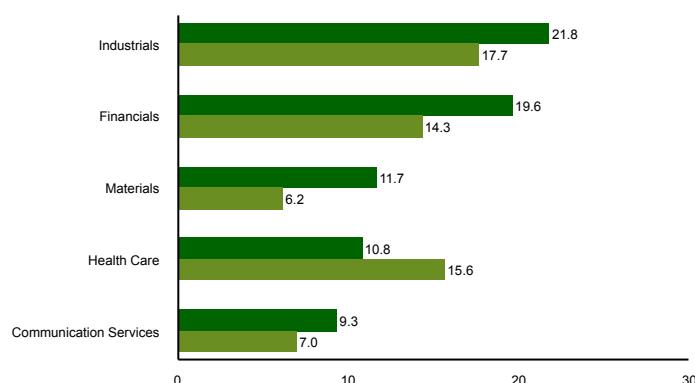
Top ten investments

Holding	Sector	Country	%
Novo Nordisk A/S	Health Care	Denmark	8.2
Bonheur ASA	Industrials	Norway	5.5
Yara International ASA	Materials	Norway	5.0
Vestas Wind Systems A/S	Industrials	Denmark	4.2
Samsung Electronics Co Ltd	Information Technology	Korea, Republic Of	3.9
Citigroup Inc	Financials	United States	3.6
Kinnevik AB	Financials	Sweden	3.4
China Mobile Ltd	Communication Services	China	2.9
Royal Dutch Shell PLC	Energy	Netherlands	2.9
CK Hutchison Holdings Ltd	Industrials	United Kingdom	2.9
Combined weight of top 10 holdings			42.6

Country exposure (top five)



Sector exposure (top five)



■ SKAGEN Vekst A
 ■ MSCI Nordic IMI + ACWI ex Nordic NR NOK
 ■ SKAGEN Vekst A
 ■ MSCI Nordic IMI + ACWI ex Nordic NR NOK

Contact



0200-11 22 60



kundservice@skagenfonder.se



SKAGEN AS, Box 11, 101 20
 Stockholm

Important information

Unless otherwise stated, performance data relates to class A units and is net of fees. AUM data as of the end of the previous month. Except otherwise stated, the source of all information is SKAGEN AS. Historical returns are no guarantee for future returns. Future returns will depend, inter alia, on market developments, the fund manager's skills, the fund's risk profile and subscription and management fees. The return may become negative as a result of negative price developments. You can download more information including subscription/redemption forms, full prospectus, Key Investor Information Documents (KIID), General Commercial Terms, Annual Reports and Monthly Reports from our local websites or our local representatives. Statements reflect the portfolio managers' viewpoint at a given time, and this viewpoint may be changed without notice. This report should not be perceived as an offer or recommendation to buy or sell financial instruments. SKAGEN AS does not assume responsibility for direct or indirect loss or expenses incurred through use or understanding of this report. Employees of SKAGEN AS may be owners of securities issued by companies that are either referred to in this report or are part of a fund's portfolio.

Effective 1/1/2014, the Fund's investment mandate changed from investing a minimum of 50% of its funds in Norway to investing a minimum of 50% of its funds in the Nordic countries. This means that returns prior to the change were achieved under different circumstances than they are today. Prior to 1/1/2014, the benchmark index was an evenly composed benchmark index consisting of the Oslo Stock Exchange Benchmark Index (OSEBX) and the MSCI All Country World. The benchmark index prior to 1/1/2010 was the Oslo Stock Exchange Benchmark Index (OSEBX).