

Performance Commentary

SKAGEN Vekst had a strong month in both relative and absolute terms, mainly as a result of improved macroeconomic news and generally positive quarterly figures from many of our portfolio companies. All our semiconductor-orientated companies – namely Samsung, Broadcom and Applied Materials – delivered strong returns on the back of robust quarterly sales figures and an improved outlook for memory prices. Another strong contributor was the Danish brewery giant Carlsberg, which presented a promising update at their capital markets day and outlined the potential for better prices and growth going forward.

Negative contribution mainly came from companies with exposure to materials. Expectations are retracting somewhat for our Finnish stainless steel producer Outokumpu and the Italian manufacturer of steel and iron machinery, Danieli & Co. Although the figures were disappointing and the outlook is muted, there is still good underlying demand for the products. We sold out of the Japanese financial tech company SBI Holding after a strong run. We also exited a few smaller positions. The German airline company Lufthansa was a newcomer to the portfolio in October. We also participated in a capital raise in Borr Drilling and Golden Ocean.

The fund selects low-priced, high-quality companies in the Nordic region and from around the world.

The objective is to provide the best possible risk adjusted return.

The fund is suitable for those with at least a five year investment horizon.

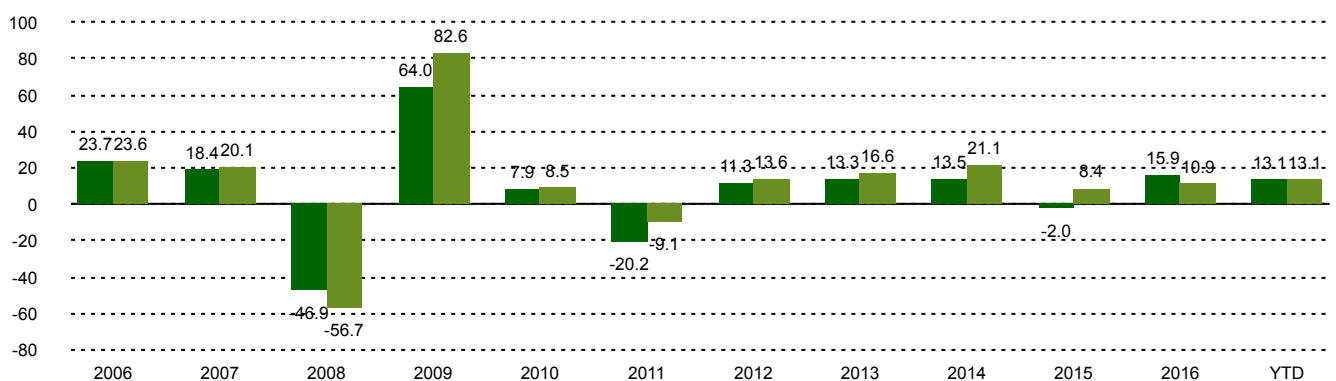
Historical performance (net of fees)

Period	SKAGEN Vekst A	Benchmark index
Last Month	5.2%	3.4%
Year to date	13.1%	13.1%
Last year	19.6%	16.5%
Last 3 years	9.4%	12.2%
Last 5 years	11.6%	14.2%
Last 10 years	3.0%	5.0%
Since start	13.8%	10.1%

Fund Facts

Type	Equity
Domicile	Norway
Launch date	01.12.1993
Morningstar category	Global Flex-Cap Equity
ISIN	NO0008000445
NAV	2479.28 SEK
Fixed management fee	1.00%
Total expense ratio (2016)	1.00%
Benchmark index	MSCI Nordic IMI + ACWI ex Nordic NR
AUM (mill.)	7972.08 SEK
Number of holdings	39
Lead manager	Øyvind Fjell

Performance last ten years



See next page for info about fund's mandate change.

Contributors in the month

Largest contributors

Holding	Weight (%)	Contribution (%)
Samsung Electronics Co	6.53	0.87
Broadcom Ltd	4.86	0.58
Applied Materials Inc	4.26	0.57
Novo Nordisk A/S	7.87	0.51
Deutsche Lufthansa AG	1.98	0.41

Absolute contribution based on NOK returns at fund level

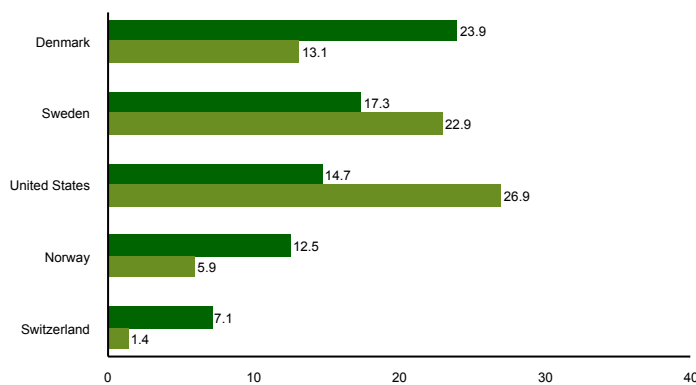
Largest detractors

Holding	Weight (%)	Contribution (%)
Outokumpu Oyj	1.92	-0.11
Danieli	0.83	-0.09
Wilh Wilhelmsen Holding	1.54	-0.07
Golar LNG Ltd	0.99	-0.06
Philips Lighting	0.91	-0.03

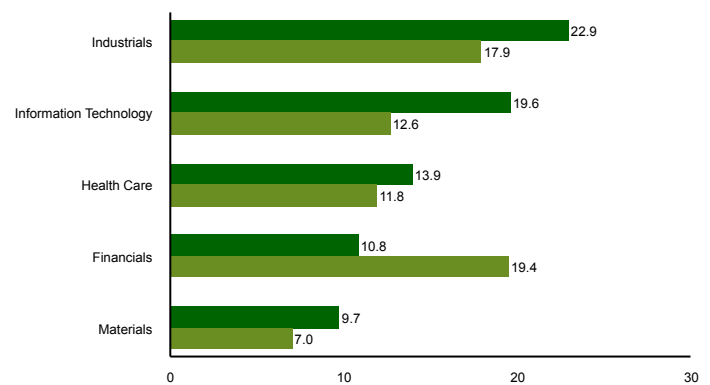
Top ten investments

Holding	Sector	Country	%
Novo Nordisk	Health Care	Denmark	7.7
Samsung Electronics	Information Technology	Korea, Republic Of	6.8
Lonza Group AG	Health Care	Switzerland	6.1
DSV	Industrials	Denmark	5.3
Broadcom Ltd	Information Technology	United States	5.1
Carlsberg	Consumer Staples	Denmark	4.9
Vestas Wind Systems	Industrials	Denmark	4.5
Applied Materials	Information Technology	United States	4.4
Citigroup	Financials	United States	4.3
Volvo	Consumer Discretionary	Sweden	4.2
Combined weight of top 10 holdings			53.3

Country exposure (top five)



Sector exposure (top five)



■ SKAGEN Vekst A ■ MSCI Nordic IMI + ACWI ex Nordic NR

■ SKAGEN Vekst A ■ MSCI Nordic IMI + ACWI ex Nordic NR

Contact



0200-11 22 60



kundservice@skagenfonder.se



SKAGEN AS, Box 11, 101 20
Stockholm

Important information

Unless otherwise stated, performance data relates to class A units and is net of fees. Except otherwise stated, the source of all information is SKAGEN AS. Historical returns are no guarantee for future returns. Future returns will depend, inter alia, on market developments, the fund manager's skills, the fund's risk profile and subscription and management fees. The return may become negative as a result of negative price developments. You can download more information including subscription/redemption forms, full prospectus, Key Investor Information Documents (KIID), General Commercial Terms, Annual Reports and Monthly Reports from our local websites or our local representatives. Statements reflect the portfolio managers' viewpoint at a given time, and this viewpoint may be changed without notice. This report should not be perceived as an offer or recommendation to buy or sell financial instruments. SKAGEN AS does not assume responsibility for direct or indirect loss or expenses incurred through use or understanding of this report. Employees of SKAGEN AS may be owners of securities issued by companies that are either referred to in this report or are part of a fund's portfolio.

Effective 1/1/2014, the Fund's investment mandate changed from investing a minimum of 50% of its funds in Norway to investing a minimum of 50% of its funds in the Nordic countries. This means that returns prior to the change were achieved under different circumstances than they are today. Prior to 1/1/2014, the benchmark index was an evenly composed benchmark index consisting of the Oslo Stock Exchange Benchmark Index (OSEBX) and the MSCI All Country World. The benchmark index prior to 1/1/2010 was the Oslo Stock Exchange Benchmark Index (OSEBX).