

Performance Commentary

February was a good month for SKAGEN Insight. The recent uptick in performance has been driven by solid result updates across the portfolio. Nonetheless, the vast majority of our companies remain deeply misunderstood and underappreciated by the market despite recent progress.

Diebold Nixdorf and Teikoku Sen-I were the fund's largest positive contributors. Diebold more than doubled in value again during February, bringing its total YTD return to a remarkable 269% (in US dollars). This places it in the number one spot of best performers in the S&P 1500 index by some margin. We had a target price of more than USD 10 for Diebold when it was trading at around USD 2 only two months ago. Now that it has skyrocketed to above USD 9, we have started to harvest the profits.

Thyssenkrupp was the fund's largest detractor in the month, but our confidence in this situation remains strong.

There is a lot of value potential across the portfolio as many of our holdings have previously traded down due to the unease of myopic investors and not to deteriorating fundamentals. Insight continues to have a portfolio of deeply undervalued and underappreciated companies where fundamental trends are moving in the right direction and activists are increasingly becoming the catalyst for positive change.

Historical performance (net of fees)

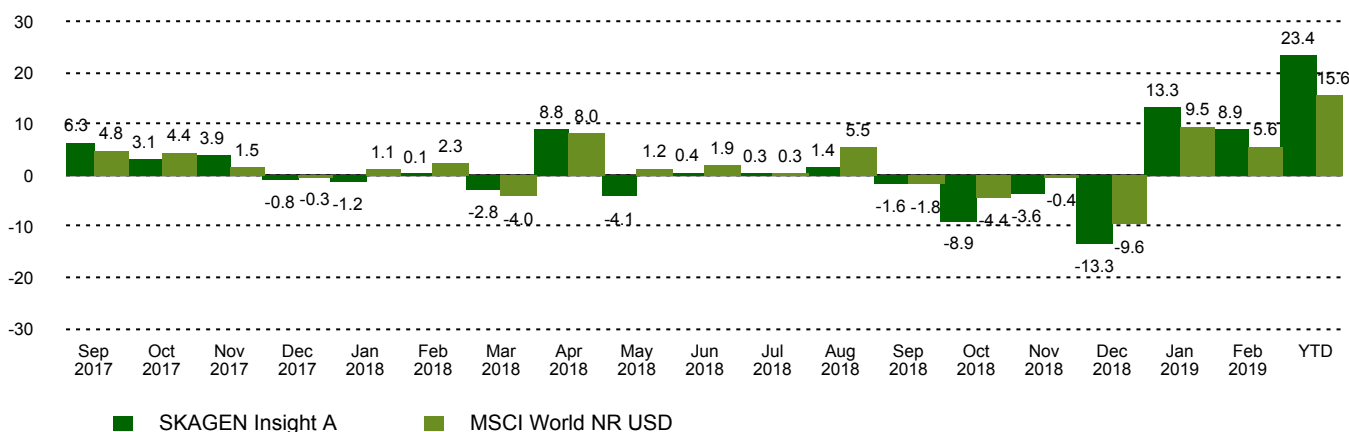
Period	SKAGEN Insight A	Benchmark index
Last month	8.9%	5.6%
Last 2 months	23.4%	15.6%
Last 3 months	7.0%	4.5%
Year to date	23.4%	15.6%
Since start	4.7%	17.1%

SKAGEN Insight invests in a diversified and actively managed portfolio of companies exposed to some of the most attractive activist campaigns globally. Activists seek to unlock value by urging companies to make improvements. SKAGEN Insight "shadows" activists by investing in these companies. The objective is to provide the best possible risk adjusted return. The fund is suitable for those with at least a five year investment horizon.

Fund Facts

Type	Equity
Domicile	Norway
Launch date	21.08.2017
Morningstar category	Global Large-Cap Blend Equity
ISIN	NO0010801558
NAV	109.67 SEK
Fixed management fee	1.5%
Total expense ratio (2018)	1.50%
Benchmark index	MSCI World NR USD
AUM (mill.)	228.91 SEK
Number of holdings	32
Portfolio manager	Tomas Johansson

Monthly performance



Contributors in the month

Largest contributors

Holding	Weight (%)	Contribution (%)
Diebold Nixdorf Inc	2.99	3.12
Teikoku Sen-I Co Ltd	7.91	1.15
Eltel AB	4.33	0.83
Hertz Global Holdings Inc	5.90	0.67
Telecom Italia SpA/Milano	5.13	0.66

Largest detractors

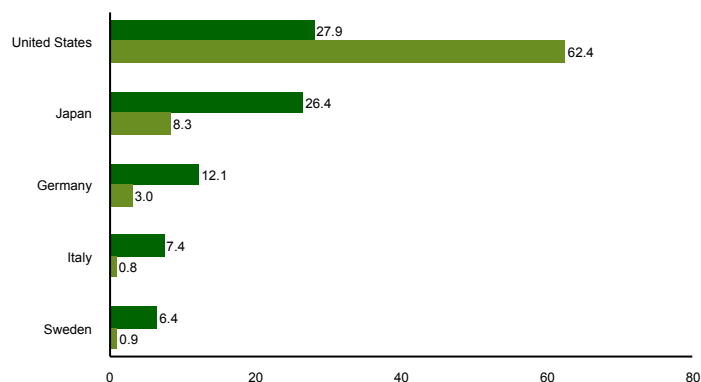
Holding	Weight (%)	Contribution (%)
thyssenkrupp AG	6.88	-0.88
Newell Brands Inc	2.66	-0.66
GEA Group AG	2.47	-0.36
Hyundai Motor Co	2.85	-0.15
Dai-ichi Life Holdings Inc	1.28	-0.06

Absolute contribution based on NOK returns at fund level

Top ten investments

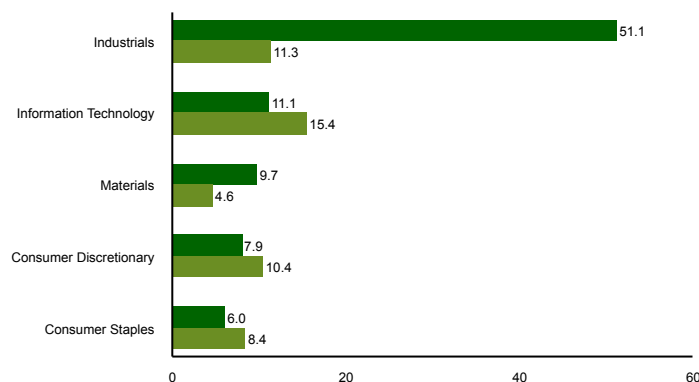
Holding	Sector	Country	%
Teikoku Sen-I Co	Industrials	Japan	8.3
thyssenkrupp	Materials	Germany	7.6
Hertz Global Holdings	Industrials	United States	6.2
Armstrong Flooring	Industrials	United States	5.4
Eltel	Industrials	Sweden	4.7
Telecom Italia Spa	Communication Services	Italy	4.7
Pasona Group Inc	Industrials	Japan	4.5
Rexel	Industrials	France	4.3
Kyushu Railway Company	Industrials	Japan	4.2
Maxell Holdings	Information Technology	Japan	4.2
Combined weight of top 10 holdings			54.0

Country exposure (top five)



■ SKAGEN Insight A ■ MSCI World NR USD

Sector exposure (top five)



■ SKAGEN Insight A ■ MSCI World NR USD

Contact



0200-11 22 60



kundservice@skagenfonder.se



SKAGEN AS, Box 11, 101 20
Stockholm

Important information

Unless otherwise stated, performance data relates to class A units and is net of fees. AUM data as of the end of the previous month. Except otherwise stated, the source of all information is SKAGEN AS. Historical returns are no guarantee for future returns. Future returns will depend, inter alia, on market developments, the fund manager's skills, the fund's risk profile and subscription and management fees. The return may become negative as a result of negative price developments. You can download more information including subscription/redemption forms, full prospectus, Key Investor Information Documents (KIID), General Commercial Terms, Annual Reports and Monthly Reports from our local websites or our local representatives. Statements reflect the portfolio managers' viewpoint at a given time, and this viewpoint may be changed without notice. This report should not be perceived as an offer or recommendation to buy or sell financial instruments. SKAGEN AS does not assume responsibility for direct or indirect loss or expenses incurred through use or understanding of this report. Employees of SKAGEN AS may be owners of securities issued by companies that are either referred to in this report or are part of a fund's portfolio.