

Performance Commentary

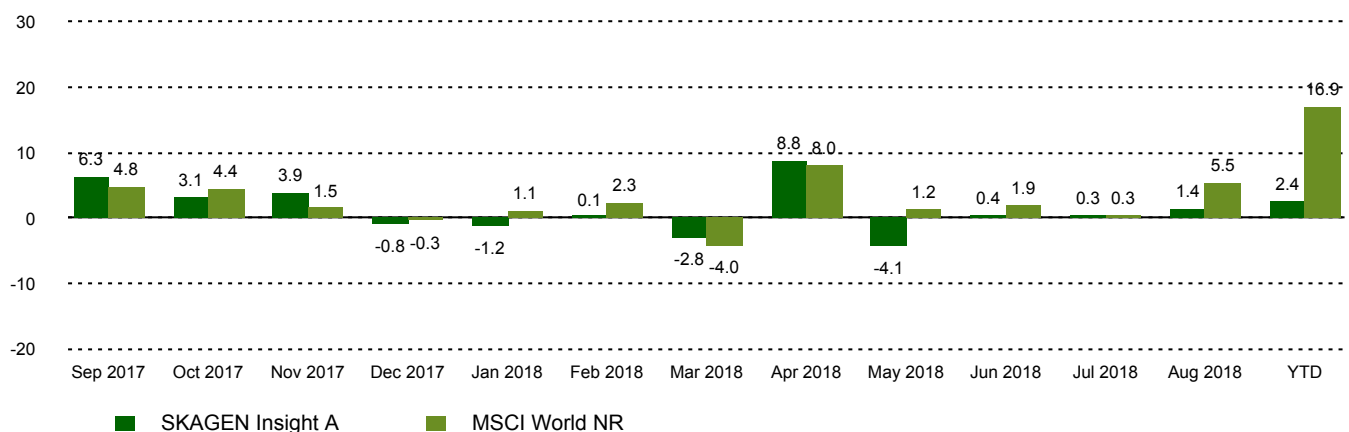
In August, we continued to see similar market trends to those observed earlier this year. Strength in the US negatively affected SKAGEN Insight's relative performance due to the fund's large underweight position. We remain comfortable with our US-underweight on a forward-looking basis. Armstrong Flooring and Conduent were the fund's largest positive contributors. Armstrong surprised the market with a strong set of results. The second quarter seemed to be a turning point for the company as management has been doing all the right things to restore growth and improve margins. We had opportunistically added to the position beforehand and were handsomely rewarded for this. Diebold Nixdorf and ThyssenKrupp were the fund's largest detractors. Diebold was caught up in a negative tailspin as hedge funds were betting it would run out of cash. Encouragingly, the situation has now been resolved with a new debt-financing deal in place. The stock price has not yet recovered however.

Insight has a portfolio of deeply undervalued and underappreciated companies where fundamental trends are moving in the right direction and activists are increasingly becoming the catalyst for change. The portfolio currently trades at around 8.7x normalised after-tax earnings versus the broader market at 13.4x.

Historical performance (net of fees)

Period	SKAGEN Insight A	Benchmark index
Last month	1.4%	5.5%
Last 2 months	1.7%	5.8%
Last 3 months	2.1%	7.8%
Year to date	2.4%	16.9%
Since start	15.4%	29.2%

Monthly performance



Contributors in the month

Largest contributors

Holding	Weight (%)	Contribution (%)
Armstrong Flooring Inc	5.85	1.66
Conduent Inc	4.33	1.12
Hertz Global Holdings Inc	5.09	0.79
Teikoku Sen-I Co Ltd	5.32	0.53
Ericsson	3.69	0.39

Absolute contribution based on NOK returns at fund level

Largest detractors

Holding	Weight (%)	Contribution (%)
Diebold Nixdorf Inc	2.39	-2.69
thyssenkrupp AG	6.55	-0.81
Telecom Italia SpA/Milano	3.71	-0.57
Banca Popolare di Sondrio SCPA	2.98	-0.26
Depomed Inc	0.63	-0.25

SKAGEN Insight invests in a diversified and actively managed portfolio of companies exposed to some of the most attractive activist campaigns globally. Activists seek to unlock value by urging companies to make improvements. SKAGEN Insight "shadows" activists by investing in these companies. The objective is to provide the best possible risk adjusted return. The fund is suitable for those with at least a five year investment horizon.

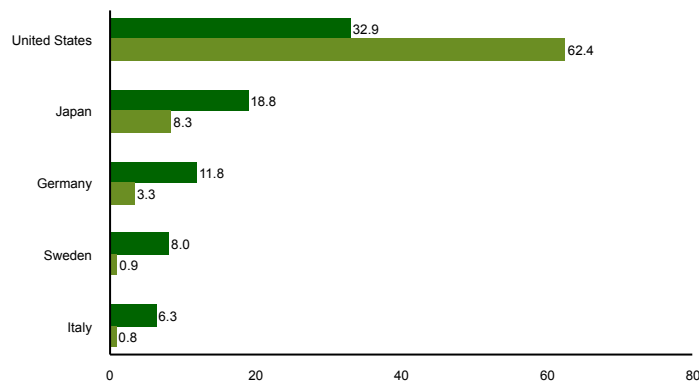
Fund Facts

Type	Equity
Domicile	Norway
Launch date	21.08.2017
Morningstar category	Global Large-Cap Blend Equity
ISIN	NO0010801558
NAV	118.49 SEK
Fixed management fee	1.5%
Total expense ratio (2017)	1.50%
Benchmark index	MSCI World NR
AUM (mill.)	304.77 SEK
Number of holdings	30
Portfolio manager	Tomas Johansson

Top ten investments

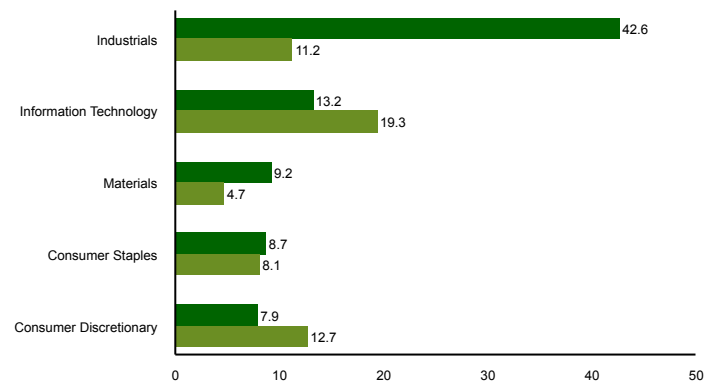
Holding	Sector	Country	%
thyssenkrupp	Materials	Germany	6.5
Armstrong Flooring	Industrials	United States	6.4
Teikoku Sen-I Co	Industrials	Japan	5.8
Eltel	Industrials	Sweden	5.0
Hertz Global Holdings	Industrials	United States	4.8
Mondelez International	Consumer Staples	United States	4.7
Rexel	Industrials	France	4.4
Conduent	Information Technology	United States	4.0
General Electric	Industrials	United States	3.9
Dai-ichi Life Holdings	Financials	Japan	3.7
Combined weight of top 10 holdings			49.2

Country exposure (top five)



■ SKAGEN Insight A ■ MSCI World NR

Sector exposure (top five)



■ SKAGEN Insight A ■ MSCI World NR

Contact



0200-11 22 60



kundservice@skagenfonder.se



SKAGEN AS, Box 11, 101 20
Stockholm

Important information

Unless otherwise stated, performance data relates to class A units and is net of fees. Except otherwise stated, the source of all information is SKAGEN AS. Historical returns are no guarantee for future returns. Future returns will depend, inter alia, on market developments, the fund manager's skills, the fund's risk profile and subscription and management fees. The return may become negative as a result of negative price developments. You can download more information including subscription/redemption forms, full prospectus, Key Investor Information Documents (KIID), General Commercial Terms, Annual Reports and Monthly Reports from our local websites or our local representatives. Statements reflect the portfolio managers' viewpoint at a given time, and this viewpoint may be changed without notice. This report should not be perceived as an offer or recommendation to buy or sell financial instruments. SKAGEN AS does not assume responsibility for direct or indirect loss or expenses incurred through use or understanding of this report. Employees of SKAGEN AS may be owners of securities issued by companies that are either referred to in this report or are part of a fund's portfolio.