

Performance Commentary

SKAGEN Insight lagged the broader equity market in May. Part of the reason is that the fund is underweight the US market on valuation grounds, which performed strongly during the month. However, the larger the valuation gap between the US and the rest of the world, the more confident we are that our position is the right one on a forward-looking basis. ThyssenKrupp and Armstrong Flooring were the fund's largest positive contributors in May. The former performed strongly on news that the prominent activist investor Elliott is building a position in the company. Together with existing activist shareholder Cevian Capital, they are effectively set to become the group's largest owner, which could tip the power balance on ThyssenKrupp's supervisory board and unlock significant valuation creation. A separation of its elevator division, for example, would crystallise material hidden value for shareholders. Consequently, ThyssenKrupp remains Insight's largest position because of its attractive risk-reward profile. Diebold Nixdorf and Hertz were the fund's largest detractors. Both companies released first quarter results in-line with our expectations but they failed to please myopic investors. We remain committed to these positions and view them as deeply undervalued. To illustrate, Diebold's current market value is around USD 900m versus its normalised annual cash generation of more than USD 300m.

SKAGEN Insight invests in a diversified and actively managed portfolio of companies exposed to some of the most attractive activist campaigns globally. Activists seek to unlock value by urging companies to make improvements. SKAGEN Insight "shadows" activists by investing in these companies. The objective is to provide the best possible risk adjusted return. The fund is suitable for those with at least a five year investment horizon.

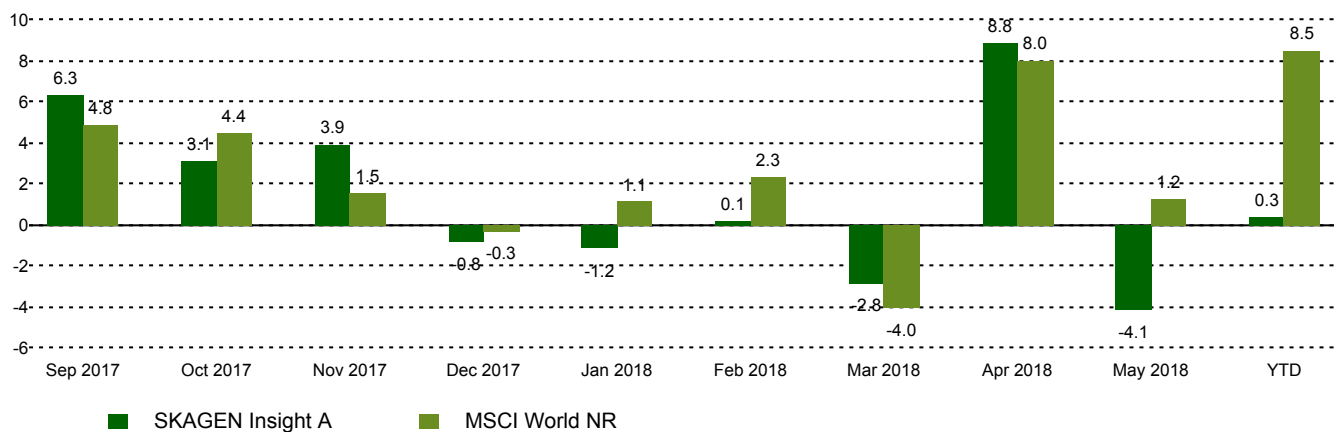
Historical performance (net of fees)

Period	SKAGEN Insight A	Benchmark index
Last month	-4.1%	1.2%
Last 2 months	4.3%	9.3%
Last 3 months	1.4%	4.9%
Year to date	0.3%	8.5%
Since start	13.5%	20.7%

Fund Facts

Type	Equity
Domicile	Norway
Launch date	21.08.2017
Morningstar category	Global Large-Cap Blend Equity
ISIN	NO0010801558
NAV	116.04 SEK
Fixed management fee	1.5%
Total expense ratio (2017)	n/a
Benchmark index	MSCI World NR
AUM (mill.)	311.89 SEK
Number of holdings	32
Lead manager	Tomas Johansson

Monthly performance



Contributors in the month

Largest contributors

Holding	Weight (%)	Contribution (%)
thyssenkrupp AG	6.87	0.35
Armstrong Flooring Inc	3.55	0.33
General Motors Co	2.01	0.26
Hudson's Bay Co	3.03	0.24
Teikoku Sen-I Co Ltd	5.10	0.21

Largest detractors

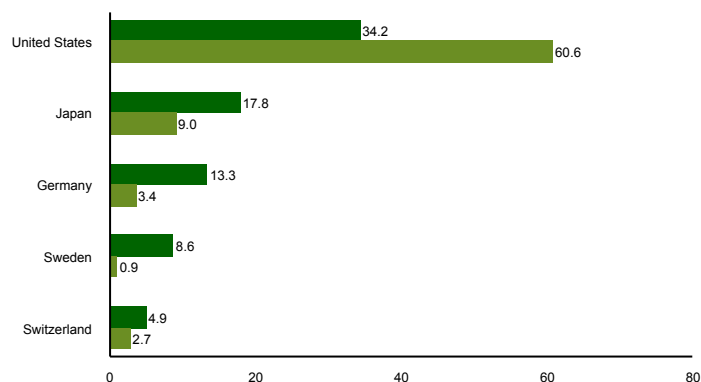
Holding	Weight (%)	Contribution (%)
Diebold Nixdorf Inc	4.85	-1.25
Hertz Global Holdings Inc	3.71	-1.18
Hyundai Motor Co	2.76	-0.49
Maxell Holdings Ltd	2.89	-0.39
Banca Popolare di Sondrio SCPA	1.91	-0.25

Absolute contribution based on NOK returns at fund level

Top ten investments

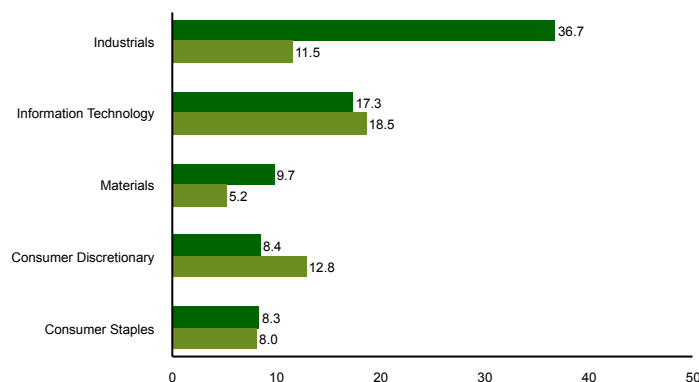
Holding	Sector	Country	%
thyssenkrupp	Materials	Germany	7.1
Teikoku Sen-I Co	Industrials	Japan	5.1
Eltel	Industrials	Sweden	4.9
Diebold Nixdorf	Information Technology	United States	4.8
Mondelez International	Consumer Staples	United States	4.1
Perrigo Company	Health Care	United States	4.1
Conduent	Information Technology	United States	4.0
General Electric	Industrials	United States	4.0
Rexel	Industrials	France	3.9
Ericsson	Information Technology	Sweden	3.7
Combined weight of top 10 holdings			45.8

Country exposure (top five)



■ SKAGEN Insight A ■ MSCI World NR

Sector exposure (top five)



■ SKAGEN Insight A ■ MSCI World NR

Contact



0200-11 22 60



kundservice@skagenfonder.se



SKAGEN AS, Box 11, 101 20
Stockholm

Important information

Unless otherwise stated, performance data relates to class A units and is net of fees. Except otherwise stated, the source of all information is SKAGEN AS. Historical returns are no guarantee for future returns. Future returns will depend, inter alia, on market developments, the fund manager's skills, the fund's risk profile and subscription and management fees. The return may become negative as a result of negative price developments. You can download more information including subscription/redemption forms, full prospectus, Key Investor Information Documents (KIID), General Commercial Terms, Annual Reports and Monthly Reports from our local websites or our local representatives. Statements reflect the portfolio managers' viewpoint at a given time, and this viewpoint may be changed without notice. This report should not be perceived as an offer or recommendation to buy or sell financial instruments. SKAGEN AS does not assume responsibility for direct or indirect loss or expenses incurred through use or understanding of this report. Employees of SKAGEN AS may be owners of securities issued by companies that are either referred to in this report or are part of a fund's portfolio.