

## A year dominated by the pandemic

The coronavirus dominated virtually every aspect of the market in 2020. The pandemic will likely go down in history as a black swan event on par with the global financial crisis and 9/11. While politicians scrambled to contain the virus by locking down economies, central banks flooded the market with liquidity to avoid a market meltdown. Curiously, the global equity market looked through the devastated global economy and delivered solid returns for the year.

SKAGEN Global underperformed its benchmark index MSCI AC World during the calendar year 2020. Although many holdings delivered strong relative returns, it was not enough to offset the negative impact from other names that struggled due to the pandemic. For example, the specialty insurers Beazley and Hiscox were hit particularly hard as the unprecedented shutdowns incurred outsized losses due to event cancellations, business interruption and other related areas on a scale that had never been seen before in these areas. With the virus still circulating and strict lockdown regimes in place for many countries, uncertainty remains high and these investment cases have become more binary. Moreover, the pandemic propelled public debt to record levels across the globe and this development has further weakened long-term fundamentals for financial companies, in our view. Against this backdrop, the fund eliminated its direct exposure to insurance companies during the year and redeployed the capital toward new and existing names with more attractive long-term prospects. We also sold out of our only bank, namely JP Morgan.

Going into the crisis, the fund did not have any holdings in the energy or travel sectors that subsequently suffered from heavy losses caused by the pandemic. The fund's three strongest performers measured by absolute return in 2020 were Microsoft, Adobe and DSV Panalpina. The fund's three largest detractors in absolute terms for 2020 were Beazley, Hiscox and JP Morgan.

### Quarterly review

The US presidential election and the ensuing rotation into cyclicals after Pfizer's surprise vaccine announcement dominated the news flow during the fourth quarter. The global equity market advanced into year end and

the US dollar retreated against most currencies. SKAGEN Global underperformed its benchmark index MSCI AC World during the fourth quarter.

### Attribution

The fund's three strongest quarterly performers measured by absolute return were LVMH, ASML and Samsung Electronics. The French luxury goods giant LVMH gained as the market viewed increased travel and shopping as more likely with a vaccine available. The semi-conductor stocks ASML and Samsung Electronics benefitted from market optimism around a global economic recovery. The fund's three largest quarterly detractors in absolute terms were Home Depot, Adobe and Baxter International. Profit-taking had a small negative impact on Home Depot and Adobe while sentiment remained negative on Baxter International.

### Portfolio Activity

The fund initiated six new positions and exited seven positions during the quarter. We built a position in the railway operator Canadian Pacific. The company enjoys an underappreciated wide moat with select opportunities for growth given its transcontinental footprint and strong operational capability. The case includes a favourable ESG component that is not yet widely discussed in the market.

The fund added a position in the leading software design company Autodesk which targets customers primarily in Architecture, Engineering and Construction (AEC). The recent transition to a cloud-based subscription model enables the company to better capture its share of the profit pool in a large and expanding global end market.

MarketAxess, the leading electronic trading platform for fixed income products, joined the portfolio. The low degree of electronic trading makes this segment ripe for a secular shift from analogue to digital. Using its powerful recursive business model, MarketAxess has steadily grown its market share and we see a multi-year runway for further growth with significant embedded optionality. As previously communicated, we also initiated positions in Estée Lauder, Hermès and Intuit.



Photo: Unsplash

### Key sells

We sold our shares in the med-tech company Baxter International after an extended period of uneven execution. In addition, we dropped the professional services firm Aon as we believe the merits of the merger with Willis Towers Watson will be less than anticipated given regulatory concerns and market fundamentals. As previously communicated, we also exited positions in Atmos Energy, Beazley, Comcast, Hannover Re and RELX.



Photo: Unsplash

### Outlook

The global fight against COVID-19 and a possible path towards some sense of normality are likely to dominate market movements in the coming months. We have no crystal ball to tell us how these events will unfold, but we hope for considerable progress by early summer. In the meantime, the portfolio is undervalued and comprised of well-managed companies with a superior ability to create value over time for long-term shareholders.

The fund selects undervalued companies from around the world, including emerging markets, with attractive risk-reward for long-term investors.

The objective is to provide the best possible risk adjusted return.

The fund is suitable for those with at least a five year investment horizon.

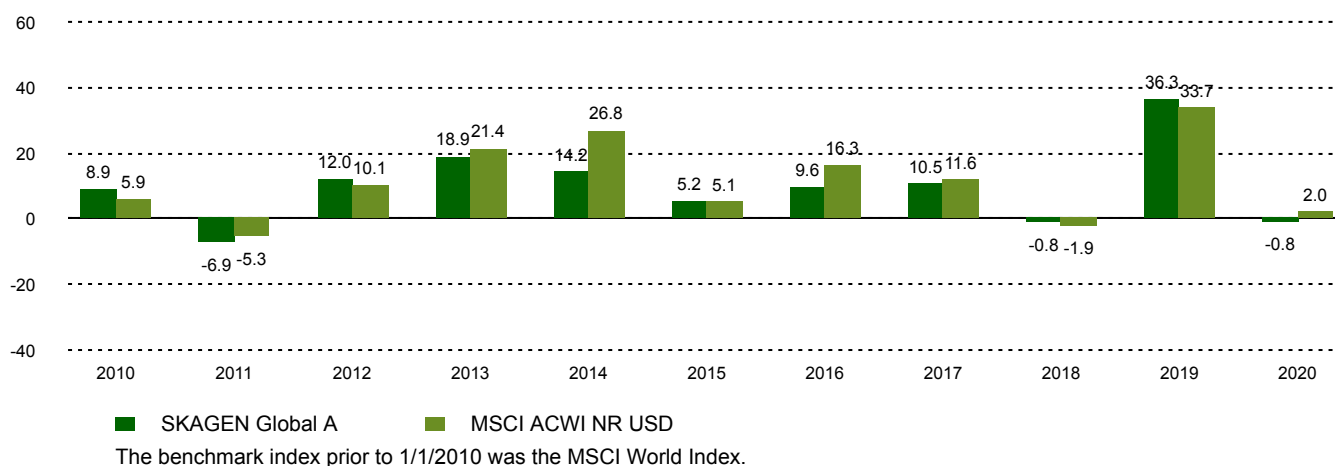
## Historical performance (net of fees)

Period	SKAGEN Global A	Benchmark index
Last month	1.7%	0.9%
Quarter to date	0.0%	4.4%
Year to date	-0.8%	2.0%
Last year	-0.8%	2.0%
Last 3 years	10.3%	10.2%
Last 5 years	10.2%	11.7%
Last 10 years	9.2%	11.3%
Since start	14.1%	6.0%

## Fund Facts

Type	Equity
Domicile	Norway
Launch date	07.08.1997
Morningstar category	Global Large-Cap Blend Equity
ISIN	NO0008004009
NAV	2264.89 SEK
Fixed management fee	1.00%
Total expense ratio (2019)	1.28%
Benchmark index	MSCI ACWI NR USD
AUM (mill.)	29426.76 SEK
Number of holdings	33
Portfolio manager	Knut Gezelius

## Performance last ten years



## Contributors in the quarter



### Largest contributors

Holding	Weight (%)	Contribution (%)
LVMH Moët Hennessy	2.71	0.53
ASML Holding NV	2.61	0.50
Samsung Electronics	1.13	0.41
Alphabet Inc	4.43	0.36
MSCI Inc	2.10	0.31



### Largest detractors

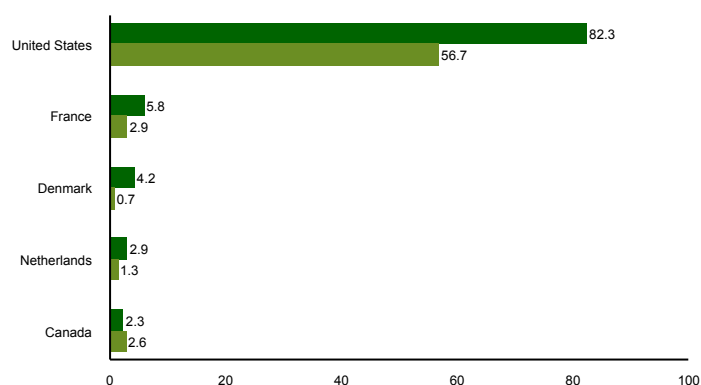
Holding	Weight (%)	Contribution (%)
Home Depot Inc/The	3.38	-0.43
Adobe Inc	4.68	-0.33
Baxter International	2.28	-0.28
Marsh & McLennan	3.68	-0.27
Abbott Laboratories	3.46	-0.27

Absolute contribution based on NOK returns at fund level

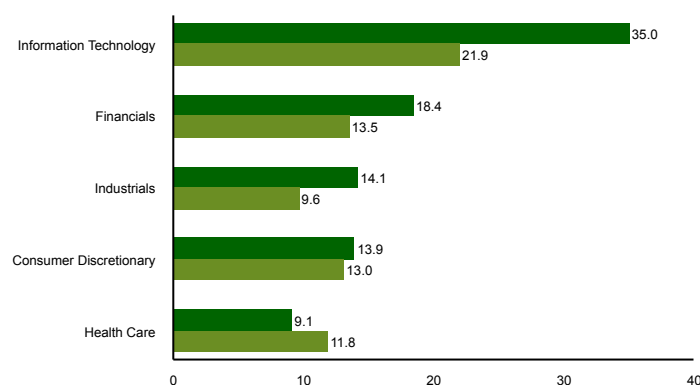
## Top ten investments

Holding	Sector	Country	%
Microsoft Corp	Information Technology	United States	6.1
Mastercard Inc	Information Technology	United States	4.7
Adobe Inc	Information Technology	United States	4.6
Visa Inc	Information Technology	United States	4.6
Intercontinental Exchange Inc	Financials	United States	4.4
Alphabet Inc	Communication Services	United States	4.4
Moody's Corp	Financials	United States	4.3
DSV PANALPINA A/S	Industrials	Denmark	4.2
Nasdaq Inc	Financials	United States	3.8
Autodesk Inc	Information Technology	United States	3.8
Combined weight of top 10 holdings			45.0

## Country exposure (top five)



## Sector exposure (top five)



■ SKAGEN Global A ■ MSCI ACWI NR USD

■ SKAGEN Global A ■ MSCI ACWI NR USD

## Contact



0200-11 22 60



kundservice@skagenfonder.se



SKAGEN AS, Box 11, 101 20  
 Stockholm

## Important information

Unless otherwise stated, performance data relates to class A units and is net of fees. AUM data as of the end of the previous month. Except otherwise stated, the source of all information is SKAGEN AS. Historical returns are no guarantee for future returns. Future returns will depend, inter alia, on market developments, the fund manager's skills, the fund's risk profile and subscription and management fees. The return may become negative as a result of negative price developments. You can download more information including subscription/redemption forms, full prospectus, Key Investor Information Documents (KIID), General Commercial Terms, Annual Reports and Monthly Reports from our local websites or our local representatives. Statements reflect the portfolio managers' viewpoint at a given time, and this viewpoint may be changed without notice. This report should not be perceived as an offer or recommendation to buy or sell financial instruments. SKAGEN AS does not assume responsibility for direct or indirect loss or expenses incurred through use or understanding of this report. Employees of SKAGEN AS may be owners of securities issued by companies that are either referred to in this report or are part of a fund's portfolio.