



Fakta om fonden

ISIN: NO0010735129

Startdatum, andelsklass: 26.05.2015

Startdatum, fond: 26.05.2015

Domicil: NO

NAV: 231,41 SEK

Fondförmögenhet: 3 706 MSEK

Jämförelseindex: MSCI All Country World Index

Minsta investering: 500 SEK

Förvaltningsavgift: 1,60 %

Prestationsbaserad avgift: 10 % (se detaljer i prospektet)

Årlig avgift: 1,60 %

Antal innehav: 50

SFDR: Artikel 8



Jonas Edholm
Förvaltat fonden sedan
25. maj 2015



David Harris
Förvaltat fonden sedan
30. juni 2016

Investeringsstrategi

SKAGEN Focus är en global aktiefond där värdeförvaltarna investerar i sina mest attraktiva idéer utifrån bedömd potentiell avkastning och risk. Målet är att generera konkurrenskraftig avkastning genom att investera i en portfölj av globala bolag i alla storlekar, men där huvuddelen utgörs av små och medelstora bolag. Det tecknas i fondandelar och inte direkt i aktier eller andra värdepapper. Fondens jämförelseindex speglar investeringsmandatet, men eftersom fonden är aktivt förvaltat kommer portföljen att avvika från indexets sammansättning.

SKAGEN Focus A

RISK



4 av 7

AVKASTNING I ÅR

9,13 %

27.03.2024

ÅRLIG AVKASTNING

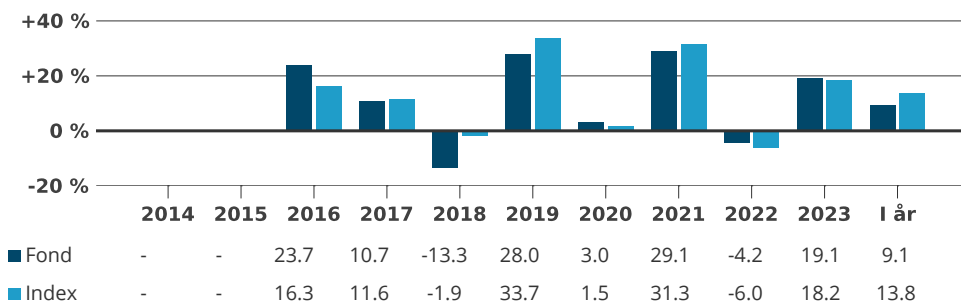
12,66 %

Genomsnitt senaste 5 åren

Månadsrapport för Mars till och med 31.03.2024. All data i SEK om inte annat anges.

Historisk avkastning är ingen garanti för framtida avkastning. De pengar som placeras i fonden kan både öka och minska i värde och det är inte säkert att du får tillbaka hela det insatta kapitalet. På www.skagenfonder.se hittar du faktablad och informationsbroschyrer.

Historisk avkastning i SEK



Period	Fond (%)	Index (%)	Nyckeltal	1 år	2 år	3 år
En månad	8,73	5,62	Std.avvikelse	-	-	13,29
Hittills i år	9,13	13,77	Std.avvikelse index	-	-	12,19
12 månader	20,39	29,82	Tracking error	-	-	9,78
3 år (årlig)	12,25	14,70	Informationskvot	-	-	-0,21
5 år (årlig)	12,66	14,11	Fondens active share är 100 %			
10 år (årlig)	-	-				
Sedan start (årlig)	8,85	11,62				

Q1 commentary 2024

The markets got off to a strong start to the year, but following a strong end to 2023, SKAGEN Focus has meaningfully underperformed the market-cap weighted global indices year-to-date. This is due to a further multiple expansion of the US technology complex combined with cyclical headwinds for a large part of the portfolio. Concentration in global equity markets has continued to increase dramatically and this is evident through the increasing share of the US equity market globally, the rise in the share of the technology sector, and the dominance of the biggest companies in most regions. This reinforces the concentration risk in global passive equity mandates further. We have in recent months observed an even larger discount in select market areas, including global small and mid-caps compared to large/mega-caps, and the fund is optimally positioned to benefit from any type of mean reversion.

We have previously written about the rapidly changing investment landscape in Japan. The corporate governance reform and the Japanese regulator's "name and shame" list have proven to be quite effective at getting companies' attention and producing real change in corporate governance and capital allocation policies. Share buybacks and the gradual unwinding of crossholdings are now almost everyday news items in corporate Japan. Interestingly, the South Korean government and regulator have noticed the progress being made in their neighbouring country and have decided to pursue similar methods to try and remove the infamous "Korean discount". This sparked a substantial rally in lower-priced Korean stocks during the quarter. Several of our holdings in Korea, including our banking positions in KB Financial and DGB Financial, rallied sharply and we believe that an increase in share buybacks, higher pay-out ratios, unwinding of crossholdings in conglomerate structures and improvement in capital allocation policies should support a further re-rating. As of the end of March, 20% of the portfolio is invested in South Korea across seven positions, all of which we believe to be vastly undervalued.



Our strongest contributor to performance during the quarter was Italian truck producer Iveco, which entered our top 10 positions last November, following an on-site visit. We felt that Iveco offered a

substantial discount to fair value and an underappreciated ability to generate cash flow. Following solid order momentum, strong earnings numbers, and an informative Capital Markets Day, the share gained more than 70% during the quarter. We have therefore trimmed our position. Another strong performer was our US-based automotive supplier Phinia. Phinia is a significantly undervalued company that was spun off from Borg Warner in 2023 and is still mostly unknown to most market participants. Phinia recently delivered strong earnings numbers in combination with a buyback program. On the negative side, our Canadian packaging producer Cascades delivered disappointing earnings numbers as containerboard prices fell and lagging price hikes to cover raising input costs put pressure on margins. The company is making progress in restructuring its tissue segment and a potential carve-out remains a catalyst.

We closed our position in Japanese conglomerate Kyocera which reached our price target as the market has increasingly been pricing in changes in its capital allocation strategy. We also sold our remaining shares in Austrian brickmaker Wienerberger. The shares now reflect fair value after gaining more than 50 percent since we first entered the company. We continued to scale down our positions in Japanese conglomerate Panasonic and US food retailer Albertsons, both of which have some upside left, but we see more attractive risk reward elsewhere. As mentioned, we trimmed our position in Iveco following the strong rally as the shares are closing in on our price target. We also reduced our positions in Japanese regional bank Keiyo Bank and Japan Post Holdings as the stocks have re-rated sharply following the realisation of higher interest rates in Japan and improved capital allocation. We entered two new core positions during quarter: DL E&C and Swire properties. DL E&C is a South Korean construction company, which trades at exceptionally cheap multiples, and offers a mean reversion opportunity in combination with the value-up program, which is gaining more traction in South Korea. Our second addition is the highly undervalued Hong Kong based conglomerate Swire Pacific, which offers a rare "triple discount" investment situation, and we believe that the underlying subsidiaries Swire Properties and Cathay Pacific are substantially undervalued. We hold the B-shares, which are trading at a 20 percent discount to the A-shares. We continued to build our position in Aya Gold & Silver, following secured financing as its turnaround and asset expansion is coming to an end. We also increased our position in ethanol producer Sao Martinho and German potash producer K+S, given their increasingly attractive risk/reward profiles.

The fund continues to be well diversified in terms of fundamental exposure and is well positioned to capture the opportunities created by the current record valuation gap between small and mid-cap stocks and large/mega cap stocks. At the end of the quarter, the portfolio consists of 50 positions of which 82% is invested in small and mid-cap positions. The top 10 positions amount to 32% of the fund and our weighted upside to price target is more than 60% at the end of the quarter.

Bidragsgivare senaste månaden

 Största bidragsgivare	Vikt (%)	Bidrag (%)	 Minsta bidragsgivare	Vikt (%)	Bidrag (%)
Iveco Group NV	3,42	0,90	E-MART Inc	1,66	-0,14
Fortuna Silver Mines Inc	2,21	0,77	Nickel Asia Corp	1,30	-0,12
Phinia Inc	3,92	0,57	Nexity SA	0,62	-0,09
KB Financial Group Inc	3,17	0,42	Siltronic AG	2,07	-0,06
Norma Group SE	1,74	0,41	Cascades Inc	2,38	-0,06

Bidrag till fondens avkastning NOK





Innehav

10 största innehav	Andel (%)	Landsfördelning	Andel (%)	Branchfördelning	Andel (%)
Japan Post Holdings Co Ltd	4,4	Sydkorea	19,5	Material	26,2
Hyundai Mobis Co Ltd	4,4	Kanada	15,1	Industri	25,2
Phinia Inc	4,0	USA	14,5	Finans	19,6
Methanex Corp	3,4	Japan	9,2	Sällanköpsvaror	14,6
K+S AG	2,8	Tyskland	8,0	Dagligvaror	7,3
China Communications Services Corp Ltd	2,7	Spanien	6,7	IT	4,4
Danaos Corp	2,7	Frankrike	3,9	Fastigheter	1,8
Interfor Corp	2,6	Filippinerna	3,2	Total andel	99,1 %
KB Financial Group Inc	2,5	Kina	2,7		
Korean Reinsurance Co	2,5	Grekland	2,7		
Total andel	32,1 %	Total andel	85,5 %		

Hållbarhet

SKAGENS tillnärmning till hållbarhet

Vår ESG-strategi bygger på fyra pelare. I linje med SKAGENS aktiva investeringsfilosofi utgår vårt hållbarhetsarbete ifrån ett aktivt engagemang i våra portföljbolag, där vi tror att vi kan göra störst skillnad. Den fulla potentialen i en hållbar investeringsstrategi fungerar bäst när följande fyra pelare kombineras.

-  Exkludering
-  Förstärkt screening
-  ESG-faktablad
-  Aktivt ägande

VIKTIG INFORMATION

Historisk avkastning är ingen garanti för framtida avkastning. Framtida avkastning beror bland annat på marknadens utveckling, förvaltarnas skicklighet, fondernas riskprofil och förvaltningsarvodet. Avkastningen kan bli negativ till följd av kursnedgångar. Det finns risker förknippade med investeringar i fonderna på grund av rörelser på aktie-, valuta-, och räntemarknaderna. Även konjunkturen, bransch- och bolagsspecifika förhållanden kan påverka avkastningen. På grund av fondernas sammansättning och fondbolagets förvaltningsmetoder, kan fonder med riskklass 6-7 både minska och öka kraftigt i värde. Innan du investerar uppmanas du att läsa faktablad och fondprospekt. En översikt över kostnader i fonderna finns på www.skagenfonder.se/kostnader

En översikt över investerarrättigheter finns tillgänglig på www.skagenfonder.se/om-oss/investerarskydd/

Beslutet att investera i en fond måste ta hänsyn till fondens alla egenskaper. Information om hållbarhet i våra fonder finns på www.skagenfonder.se/hallbarhet/Hallbara-investeringar/

SKAGEN AS är ett värdepappersbolag som förvaltar aktiefonder genom ett avtal med Storebrand Asset Management AS. Storebrand Asset Management AS kan avsluta marknadsföringen av en fond i enlighet med anmälningsförfarandet i direktivet för gränsoverskridande distribution av fonder.

