

Performance Commentary

The fund delivered solid absolute performance in May as company-specific catalysts unfolded and the rotation into value assets became more pronounced. Several portfolio companies reported solid earnings for the quarter, including our beverage producer Stock Spirits, where volumes increased solidly with off-trade sales compensating for the weaker on-trade environment. Our communications provider Avaya also delivered strong numbers and has proved to be a winner in the current remote working environment. Fortuna Silver was the top performer in May, as silver prices have re-rated higher with gold and the company is moving towards production status for its Lindero asset, which will increase gold exposure. We closed our position in Disney, following a re-rating to our target price. We initiated one new position: US-based cement and wallboard producer Eagle Materials. We believe the company has a unique advantage being positioned in the middle of the US and shielded from import pressure in Heavy Materials. It is also a primary beneficiary of increased US infrastructure spending. We added to our positions in US-based Citizens Financial and South Korean KB Financial as valuations are highly attractive. We scaled down our positions in Telecom Italia and China Unicom as we see better risk/reward elsewhere.

Historical performance (net of fees)

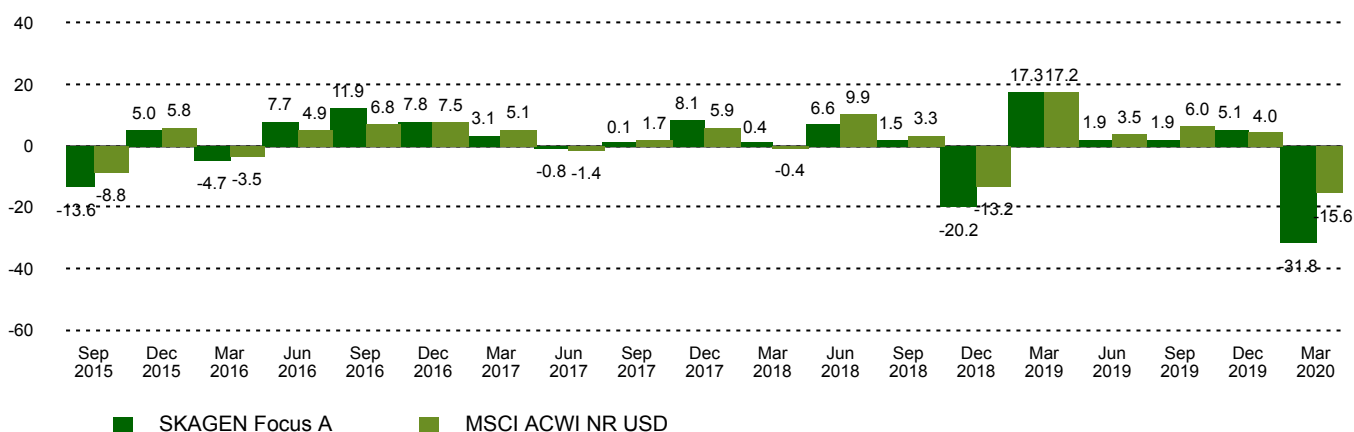
Period	SKAGEN Focus A	Benchmark index
Last month	1.7%	-0.1%
Year to date	-20.7%	-8.7%
Last year	-11.7%	4.1%
Last 3 years	-2.1%	8.0%
Last 5 years	0.1%	7.3%
Last 10 years	n/a	n/a
Since start	0.2%	7.4%

The fund is a concentrated global equity fund with a mandate to invest in all cap-sizes, geographies and sectors globally. With our concentrated portfolio of 30-35 core positions, we aim to generate absolute returns at a controlled level of absolute risk.

Fund Facts

Type	Equity
Domicile	Norway
Launch date	26.05.2015
Morningstar category	Global Flex-Cap Equity
ISIN	NO0010735129
NAV	110.73 SEK
Fixed management fee	1.60%
Total expense ratio (2019)	1.23%
Benchmark index	MSCI ACWI NR USD
AUM (mill.)	1050.77 SEK
Number of holdings	35
Portfolio manager	Jonas Edholm

Quarterly Performance



Contributors in the month

Largest contributors

Holding	Weight (%)	Contribution (%)
Fortuna Silver Mines	2.37	0.84
Stock Spirits Group	3.20	0.62
Avaya Holdings Corp	1.65	0.50
Hornbach Holding AG & Co	2.60	0.48
Pasona Group Inc	3.55	0.44

Largest detractors

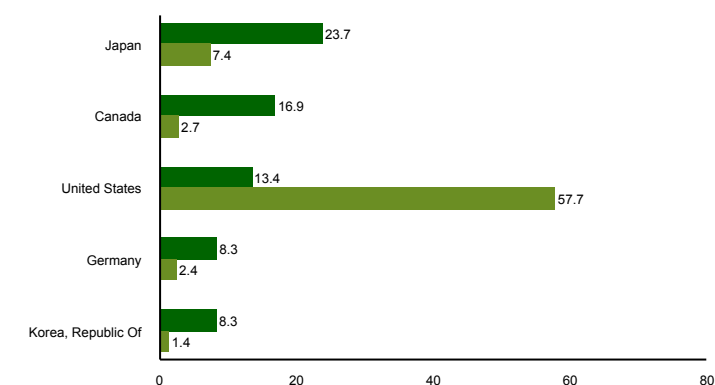
Holding	Weight (%)	Contribution (%)
China Unicom Hong Kong	5.22	-0.84
Korean Reinsurance Co	4.44	-0.80
Pilgrim's Pride Corp	3.02	-0.34
West Fraser Timber Co	3.16	-0.26
Telecom Italia SpA	2.14	-0.23

Absolute contribution based on NOK returns at fund level

Top ten investments

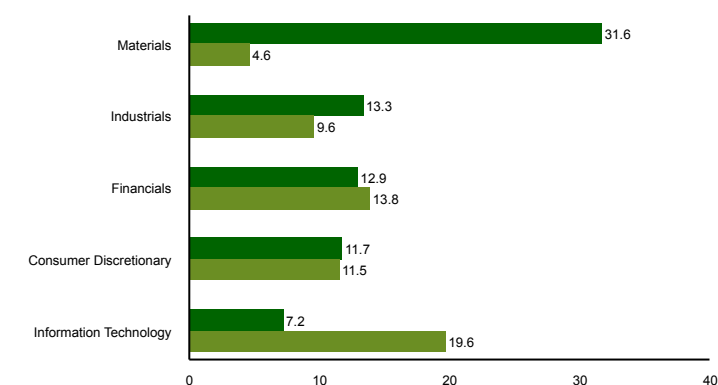
Holding	Sector	Country	%
Roxgold Inc	Materials	Canada	6.8
Hitachi Ltd	Information Technology	Japan	5.4
Ivanhoe Mines Ltd	Materials	Canada	4.4
Toyota Industries Corp	Consumer Discretionary	Japan	4.4
Oz Minerals Ltd	Materials	Australia	3.9
Korean Reinsurance Co	Financials	Korea, Republic Of	3.8
Pasona Group Inc	Industrials	Japan	3.8
UPM-Kymmene Oy	Materials	Finland	3.6
Stock Spirits Group PLC	Consumer Staples	United Kingdom	3.5
Hitachi Construction Machinery Co Ltd	Industrials	Japan	3.3
Combined weight of top 10 holdings			43.0

Country exposure (top five)



■ SKAGEN Focus A ■ MSCI ACWI NR USD

Sector exposure (top five)



■ SKAGEN Focus A ■ MSCI ACWI NR USD

Contact



0200-11 22 60



kundservice@skagenfonder.se



SKAGEN AS, Box 11, 101 20
Stockholm

Important information

Unless otherwise stated, performance data relates to class A units and is net of fees. AUM data as of the end of the previous month. Except otherwise stated, the source of all information is SKAGEN AS. Historical returns are no guarantee for future returns. Future returns will depend, inter alia, on market developments, the fund manager's skills, the fund's risk profile and subscription and management fees. The return may become negative as a result of negative price developments. You can download more information including subscription/redemption forms, full prospectus, Key Investor Information Documents (KIID), General Commercial Terms, Annual Reports and Monthly Reports from our local websites or our local representatives. Statements reflect the portfolio managers' viewpoint at a given time, and this viewpoint may be changed without notice. This report should not be perceived as an offer or recommendation to buy or sell financial instruments. SKAGEN AS does not assume responsibility for direct or indirect loss or expenses incurred through use or understanding of this report. Employees of SKAGEN AS may be owners of securities issued by companies that are either referred to in this report or are part of a fund's portfolio.